



4 IN 1 Unicorn Craft Kit

MAKE 9 AMAZING UNICORN PROJECTS




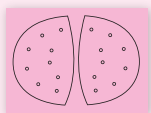

BE
CREATIVE
BE
UNIQUE



SEWING KEYCHAIN

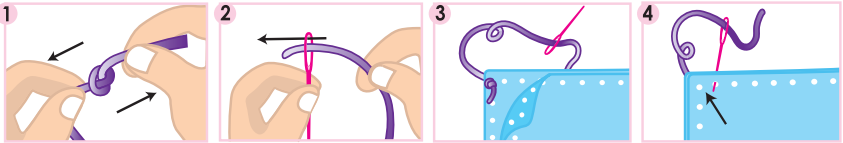


What You Get



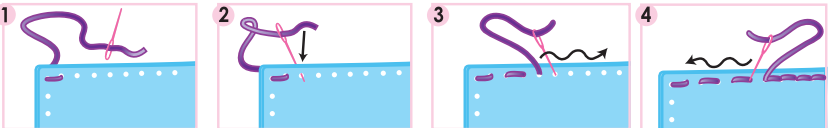
Basic Sewing Techniques

I. Beginning

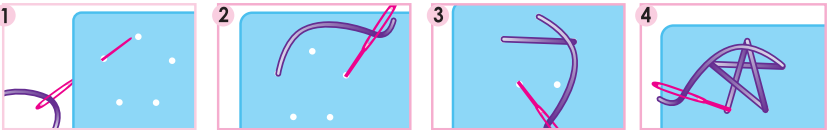


II. Stitching

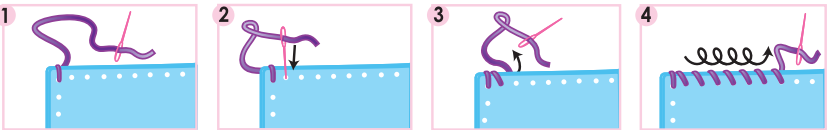
Method A



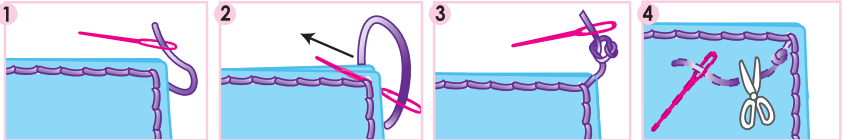
Method B



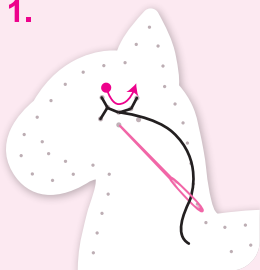
Method C



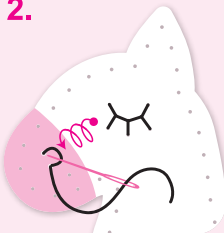
III. Closing



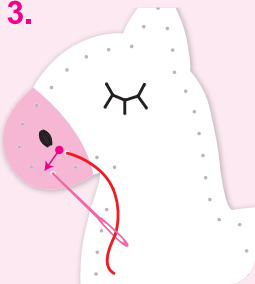
1.




2.



3.




4.



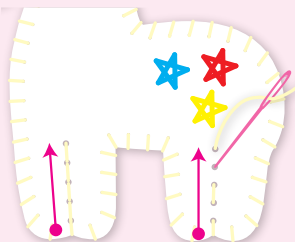
5.



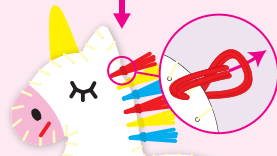
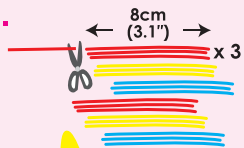
6.



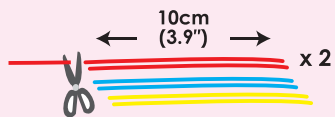
7.



8.



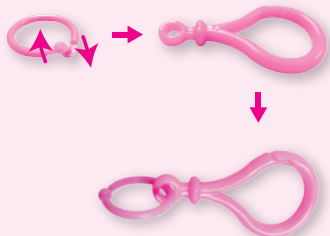
9.



10.



11.



12.




STRING ART



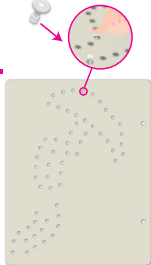
What You Get



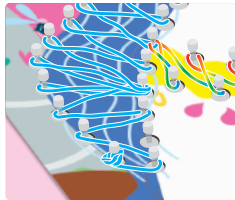
1.



2.




3.



4.



5.



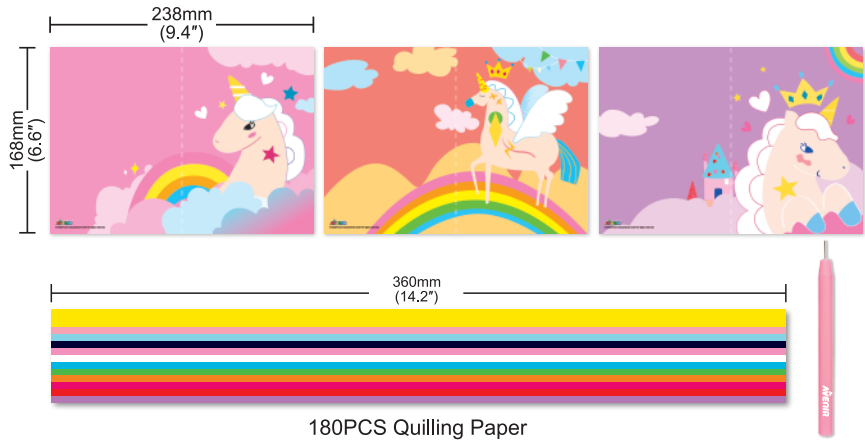
6.



QUILLING ART

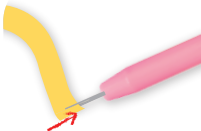


What You Get




• Not included glue • Klebstoff nicht enthalten • Colle non incluse

1.



2.



3.



4.





**Tight
Eng
Serré**



**Loose
Locker
Ample**



**Open
Offen
Ouvrir**



**Drop
Tropfen
Sauter**



**Triangle
Dreieck
Triangle**



**Wing
Flügel
Aile**



**Eye
Auge
Œil**



**Leaf
Blatt
Feuille**



**Semicircle
Halbkreis
Demi-cercle**



**Square
Quadrat
Carré**



**Arrow
Pfeil
Flèche**



**Horn
Horn
Corne**



**Heart
Herz
Cœur**



**Moon
Mond
Lune**



**Flipper
Flosse
Palme**






SCRATCH ART



What You Get



- Place the card over this space, which you can use as a workmat.
Klappe die Verpackung auf und benutze diese als Unterlage.
Place la carte sur l'espace que tu peux utiliser comme support.



- Scratch as you like. / Kratze nach Lust und Laune. / Scratch comme tu veux.



- Finish. / Fertig. / Termine.









Be Creative, Be Unique



Avenirkids

www.avenirkids.com

search

